


# Name the Problem-Solution

## Katy No-Pocket

Written by Emmy Payne...Illustrated by H. A. Rey



### Description:

Momma Katy Kangaroo is unhappy because she doesn't have a pocket for her baby Freddy. She seeks advice from other wild animals but ultimately finds the solution in the city.

### Connections:


The problem in this story is stated on the first page of the book. It is repeated as Katy questions an alligator, monkey, lion, bird and finally the wise old owl. This provides multiple chances to hear and talk about the problem. The solution, an apron with pockets is unexpected and fun. Seeing the picture of Katy holding all the baby animals provides a picture image that clearly demonstrates "solution."

The illustrator of this book is H. A. Rey, creator of Curious George. Show a Curious George book side by side Katy No-Pocket and discuss similarities in style of the two books.

# Name the Problem-Solution

## There Is a Bird on Your Head!

Written and Illustrated by Mo Willems



### Description:

Suddenly, a bird lands on Gerald's head...Piggie tells him so. The bird brings his mate, builds a nest and eggs are laid that hatch. Gerald is beside himself until Piggie suggests that he could ask them to leave. But where did they go?

### Connections:


Elephant and Piggie books are among the most popular books in the classroom. They are very focused; each word and every picture counts. This makes them wonderful books to use for strategy work with beginning readers.

Learning to identify the problem and solution in one Elephant and Piggie book will encourage children to discover them in other books. The problem is usually quite apparent as Gerald often states it. Try assigning student pairs different books from the series to read and uncover the problem and solution. Then come back together to record their findings on a Problem-Solution chart.

# Name the Problem-Solution

## I Will Never NOT EVER Eat a Tomato

Written and Illustrated by Lauren Child



### Description:

Big brother Charlie is supposed to feed his “picky eater” sister Lola her dinner. To convince her to eat, Charlie renames the food...carrots become orange twiglets, peas are green drops, fish sticks are ocean nibbles, potatoes are cloud fluffs and finally tomatoes are labeled moonsquirters. Does Lola eat them?

### Connections:


This book will garner attention from students and some children may know Charlie and Lola from story videos shown on the Disney Channel. Since this is a book series, children may have read other Charlie and Lola stories too.

The problem of being a picky eater will be familiar to many children. Countless parents have tried a variety of solutions to get their children to eat. Charlie’s idea was to “name” the food...make it sound exciting and appealing and it worked. Because this book has a clear problem and solution, it is a good story to help introduce the concept. As children gain more experience with this strategy they will be able to use texts that are not so obvious. To extend the discussion, ask the students if they have any other solutions that might have worked. Perhaps there might even be a volunteer ready to try something new to eat at lunchtime.

# Name the Problem-Solution

## The Enormous Carrot

Written and Illustrated by Vladimir Vagin



### Description:

In the springtime, Daisy and Floyd planted their seeds in the garden. As the Carrot Feast draws near, Daisy and Floyd discover that pulling the enormous carrot from the garden will take some help. All their friends join in tugging, even the smallest mouse.

### Connections:

This old Russian tale has been retold many times using not only carrots but turnips, potatoes and cabbages. A look on Amazon books will display various versions of the story. The problem is the same...how to get the giant vegetable out of the ground. The solution is the same...teamwork.


With so many versions of the story, Venn diagrams are a wonderful way to compare and clarify information on paper.

Using the teamwork solution can be valuable in countless scenarios throughout the classroom. Making references to the story can be a gentle reminder to the children to work together.

# Name the Problem-Solution

## Click, Clack, Moo Cows That Type

Written by Doreen Cronin...Illustrated by Betsy Lewin



### Description:

Farmer Brown's cows and chickens are demanding. They won't give milk and eggs until they get electric blankets. Will Farmer Brown give in? What will the duck think?

### Connection:

The first line in this story is "Farmer Brown has a problem," so it fits well into a discussion of the problem-solution strategy.

Children may need a quick explanation of the words: electric blankets, strikes, neutral and ultimatum before you begin to read.

While reading, have the children join in on the repeating chant from the book...

Click, clack, moo.

Click, clack, moo.

Clickety, clack, moo.

After the story, ask probing questions to stimulate more thinking:

How could the story end differently?

Are Farmer Brown's problems completely solved? Why?

What are the ducks thinking?

Who's next?

What would you do if you were the farmer?

What kind of problems do you have?

How do you solve them?